
600500

2018

		2018			
2,612,241,947.88			648,018,066.77	2018	
208,301,267.10		261,224,194.79		-765,799.65	
	2,789,968,753.11				
				2018	
2,083,012,671		10	3	10	1.50
		312,451,900.65			

	2018	2017	(%)	2016
	59,956,573,411.59	62,466,074,604.33	-4.02	53,870,447,280.10
	911,093,989.20	648,047,109.47	40.59	187,333,479.38
	-197,091,299.75	13,633,001.07	-1,545.69	176,781,888.31
	2,363,933,708.79	875,167,887.82	170.11	2,086,719,968.73
	2018	2017	%	2016
	11,242,890,021.44	10,807,299,101.43	4.03	12,140,760,190.07
	50,329,096,406.86	55,760,657,557.88	-9.74	53,911,263,242.32

()

	2018	2017	(%)	2016
	0.44	0.31	41.94	0.09
	0.44	0.31	41.94	0.09
	-0.09	0.01	-1,000.00	0.08
%	8.21	5.25	2.96	1.53
%	-1.78	0.12	1.90	1.56

	1-3	4-6	7-9	10-12
	14, 117, 450, 238. 15	16, 300, 176, 011. 62	14, 463, 902, 837. 23	15, 075, 044, 324. 59
	318, 705, 304. 44	327, 823, 800. 70	126, 278, 000. 66	138, 286, 883. 40
	221, 611, 830. 26	352, 991, 244. 36	94, 872, 374. 68	-866, 566, 749. 05
	-1, 869, 539, 771. 31	1, 433, 678, 741. 69	366, 298, 706. 18	2, 433, 496, 032. 23

	2018		2017	2016
	1, 498, 276, 415. 12		444, 523, 530. 12	-24, 804, 326. 49

			243,435,068.26	89,394,663.00
	211,037,756.56		328,691,881.50	-204,175,470.17
	22,143,184.20		4,199,714.59	
	1,096,632.78			
	41,672,770.19		-424,992.12	26,844,343.45
	-50,518,952.17		-180,906,935.46	-51,493,798.93
	-750,369,061.46		-345,199,681.46	21,450,433.04

	1,108,185,288.95		634,414,108.40	10,551,591.07
--	------------------	--	----------------	---------------

650,000,000.00

2018

126,365,177.79

326,543,522.46

--	--	--	--	--

50,174.72

623,070.99



:
32 34.5
100%
100% 2017
2018 86,684,127
29.19%
20.80 /
20.80 / , 1,803,029,841.60
0 0%

1
2000

Elix Polymers

2
,
9080
/



/

/

,

/

2018

2

3

1

2018

2018

2

3

2018

2018

()

1.

			%
	59,956,573,411.59	62,466,074,604.33	-4.02
	52,744,007,050.52	55,425,690,393.31	-4.84
	1,332,279,056.44	1,398,304,110.18	-4.72
	2,292,570,370.49	2,159,091,934.97	6.18
	614,419,366.64	499,107,757.63	23.1
	532,478,149.37	775,425,604.71	-31.33
	2,363,933,708.79	875,167,887.82	170.11
	-4,271,640,084.46	3,253,264,692.13	
	361,733,600.52	-2,139,754,070.55	

2.

2018

25.10

4.02%

+X

9.67%

U

			%	%	%	%
	858,243.62	630,062.01	26.59	9.67	5.82	2.67
	379,114.53	271,641.08	28.35	11.54	1.13	7.37
	293,960.85	199,361.57	32.18	5.28	7.51	1.41
	4,464,338.34	4,173,336.05	6.52	-7.86	-7.12	0.74

(3).

			(%)		(%)	(%)	
		630,062.01	11.95	595,412.88	10.74	5.82	
		271,641.08	5.15	268,602.88	4.85	1.13	
		199,361.57	3.78	185,436.85	3.35	7.51	
		4,173,336.05	79.12	4,493,116.43	81.06	-7.12	
		5,274,400.71	100.00	5,542,569.04	100.00	-4.84	
			(%)		(%)	(%)	

5.82%

7.51%

7.12%

1.		1,652,759.62		31.34%	
1,955,974.07		35.29%		15.5%	
2.		290,370.17		5.51%	239,217.10
	4.32%			21.38%	
3.		1,337,625.65		25.36%	
1,343,584.31		24.24%		0.44%	
4.		892,580.6		16.91%	954,340.95
	17.21%			6.47%	

213,975.41

36,173.36

()

153,787.72

65,000.00

()

1.

		%		%	%	
	0.00	0.00	9,140,168,719.90	16.39	-100.00	1
	5,585,316,712.20	11.10	1,502,746,265.51	2.69	271.67	2
	281,130,360.06	0.56	847,677,060.69	1.52	-66.84	3
	328,126,156.10	0.65	1,046,616,232.79	1.88	-68.65	4
	365,514,746.47	0.73	548,337,118.24	0.98	-33.34	5
	497,303,164.69	0.99	5,951,784.13	0.01	8,255.53	6
	60,861,182.25	0.12	22,764,496.48	0.04	167.35	7
	825,705,518.90	1.64	4,454,804,525.53	7.99	-81.46	8
	951,076,544.23	1.89	458,527,645.13	0.82	107.42	9
	1,706,809,599.08	3.39	1,080,527,939.09	1.94	57.96	10
	0.00	0.00	5,082,189,802.03	9.11	-100.00	11
	1,392,209,668.80	2.77	794,321,917.58	1.42	75.27	12
	30,470,361.28	0.06	65,322,682.09	0.12	-53.35	13
	77,909,044.26	0.15	53,938,800.26	0.10	44.44	14
	119,741,354.66	0.24	38,200,388.87	0.07	213.46	15

- 1
- 2
- 3
- 4
- 5
- 6

7
8
9
10
11
12
13

14
15

2.

(1)	390,954,741.56
(2)	192,505,023.60
(3)	15,078,652.61
(4)	301,632,173.06
(5)	381,381,529.58
(6)	484,779,566.70
	1,766,331,687.11

1	2018	12	31		
				390,954,741.56	
2	2018	12	31		192,505,023.60
3	2018	12	31		15,078,652.61
4	2018	12	31	301,632,173.06	
5	2018	12	31		381,381,529.58
6	2018	12	31		484,779,566.70

3.

()

"

"

1
(1).

7 1 GB/T37264-2018 2019

" "

HSE

(2).

2020 11000 2020 5%
4.0 13.8

1
1.1

2018

1.2

6PPD


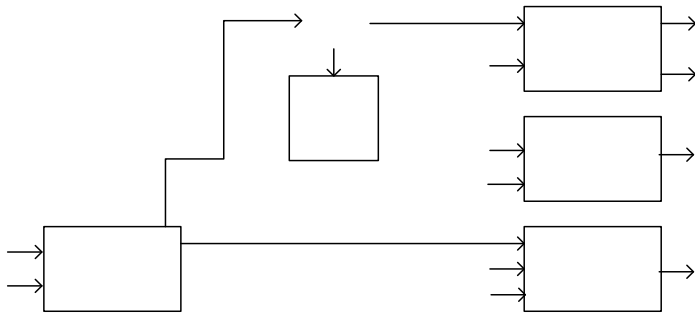
70%

(3).

" " "

" "

(4).



(5).

		%		
	28 /	104.60%		
	10 /	100.08%		
	10 /	105.31%		
	15 /	99.29%		
	10 /	102.65%		
	2000 /	90.25%		
	1400 /	100.89%		
	800 /	102.04%		
	13 /	99.76%		

1. 1.500 / NCM 8500 /
 NCM
 2. 500 / 2018 5000 /
 3. 1GWH 2019 9

3
 (1).

		152066		
		692833		

		59362		
		69172		
		23308		

(2).

4

(1).

(2).

(3).

(4).

5

(1).

(2).

	%
43,928	0.73

(3).

()

1

	118,461.25
	174,399.67
	24,061.58
	13.80%

(1)

(2)

(3)

				2010		9.53	
				2016	8	22	
54.99%					1,260,421.59		526,510.94
				1,423,088.58		14,256.45	
	2003	6		2.11			
		100%				1,069,395.46	
250,365.95				447,014.16		10,810.59	
	1988	5	21				
			49,283.11				
	2017	12	15		94,726.45	"	"
100%					238,739.48		61,891.19
			1,357,311.91		3,525.16		
()							
()							
1							
1.1							
						ARRTI	
1.2						5	
					36	4	
	500						
					60%	"	"
							2014
60%	2020	80%			47%	76%	
76%	92%	50%	66%				
				15%			

2.1

PPDs

6PPD

RT

6PPD

2.2

2018

6PPD

PPD

PPD

3

3.1

"

"

"

"

"

"

'

"

"

'

3.2

2019

'

'

()

"

"

()

2019 " " ;

1.

2.

3.

HSE

()

()

2012

10	2017	2,083,012,671	
	1.0	208,301,267.10	2018
		2018	
	2,612,241,947.88	648,018,066.77	2018
208,301,267.10		261,224,194.79	-765,799.65
	2,789,968,753.11		
	2018	2,083,012,671	10 3
10	1.50		312,451,900.65

2018

	10	10 ()	10			(%)
2018	3	1.5	0	312,451,900.65	911,093,989.20	34.29
2017	0	1.0	0	208,301,267.10	648,047,109.47	32.14
2016	0	0.9	0	187,471,140.39	57,246,527.82	327.48

			1	2004 12			
			2	2008 11			

			3	2007 5 2008 11				
			4	2009 6				
			5	2009 6				
			6	2013 1				

1

"

"

2004 12 10

1

2

3

4

5

2 2008 11

"

"

2

6

2013 1

"

"

"

"

2018

2018

2018 3

	(
)	
	676.9	463
	7	1

		150

()
 ())
 ()

[2011]41 [2011]24

2018 9 17

()

()

()

()

1

2

		2018	2018	
			/	%
		200,000.00	210,382.74	3.99

		50,000.00	5,018.68	0.08
		4,800.00	3,143.93	0.06
		70,000.00	34,422.26	0.65
		13,200.00	2,428.66	0.04
		60,000.00		

1

2

3

1

2

3

		4.67	-4.67				
		976.54	-608.02	368.52			
		95.45	-31.38	64.07			
					70	-70	
					4.37	-4.37	
		500.9	-205.56	295.34			
		0.36	-0.36				
		2,538.29	1,286.75	3,825.04	18.87	2,434.19	2,453.06
					1.17	15.33	16.5
		38.85	1.55	40.4			
		6.17	-2.7	3.47			
		378.62	-378.62				
		2.21	0.69	2.9	2,209	-715.05	1,493.95
		22.19	74.6	96.79			
		102.41	-102.29	0.12			
					188.43	-188.37	0.06
		7,490.04	-7,490.04				
		0.32		0.32			
					1,332.47	-1,332.47	
		103.38	77.05	180.43		19.77	19.77
		0.06		0.06		38.67	38.67
			3.47	3.47			
			0.22	0.22			
			0.22	0.22			

			477.93	477.93			
			1.46	1.46		10.58	10.58
			17.7	17.7		0.14	0.14
						13.02	13.02
		25,768.49	-18,682.42	7,086.07	10,412.61	-4,869.78	5,542.83

()

1

2

3

()

: :

				()									
			10,000,000	2018.01.15	2018.01.15	2019.01.14							

			5,000,000	2018.03.17	2018.03.17	2019.03.15							
			8,000,000	2018.03.24	2018.03.24	2019.03.23							
			4,300,000	2018.08.15	2018.08.15	2019.08.14							
			4,000,000	2018.05.03	2018.05.03	2019.04.12							
			3,000,000	2018.05.03	2018.05.03	2019.04.24							
			6,000,000	2018.01.19	2018.01.19	2019.01.17							
							40,300,000						
A							40,300,000						
							270,139,759						
B							4,562,097,500						
A+B							4,602,397,500						
(%)							40.92%						
C													

D	70%	2,893,170,000
	50%	E
	C+D+E	2,893,170,000
		40,300,000 ,

()

1.

(1)

		6,235,471,821.19	200,000,000	

(2)

		200,000,000.00	2018/ 1/30	2018/4/ 10				5.15%	1,927,956 .62	1,927,9 56.62				
		198,085,000.00	2018/ 2/1	2018/4/ 10				5.15%	1,854,148 .71	1,854,1 48.71				

		70,000,000.00	2018/ 4/12	2018/6/ 25				5.60%	787,545.2 8	787,545 .28				
		70,000,000.00	2018/ 4/20	2018/6/ 25				5.60%	702,405.2 5	702,405 .25				
		60,000,000.00	2018/ 4/27	2018/6/ 25				5.60%	538,206.6 2	538,206 .62				
		139,940,000.00	2018/ 4/12	2018/8/ 24				6.20%	3,159,220 .05	3,159,2 20.05				
		140,000,000.00	2018/ 4/12	2018/9/ 15				6.20%	3,679,474 .89	3,679,4 74.89				
		20,000,000.00	2018/ 4/12	2018/9/ 27				6.20%	566,073.0 6	566,073 .06				
		30,000,000.00	2018/ 4/12	2018/10 /12				6.20%	924,922.9 5	924,922 .95				
		800,000,000.00	2017/ 7/18	2018/10 /26				6.70%	69,233.33 3.33	69,233. 333.33				
		200,000,000.00	2017/ 8/8	2018/3/ 30				6.20%	8,060,000 .00	8,060,0 00.00				
		60,000,000.00	2017/ 9/7	2018/9/ 8				7.00%	4,200,000 .00	4,200,0 00.00				
		600,000,000.00	2018/ 1/11	2018/2/ 8				5.40%	2,520,000 .00	2,520,0 00.00				

	300,000,000.00	2018/ 10/30	2018/12 /27				7.00%	3,325,000 .00	3,325,000.00				
	200,000,000.00	2018/ 10/30	2018/12 /25				4.20%	1,260,000 .00	1,260,000.00				
	200,000,000.00	2018/ 2/13	2018/5/ 3				5.40%	2,367,123 .29	2,286,278.55				
	66,666,666.67	2018/ 7/13	2018/10 /26				5.95%	1,151,963 .47	3,423,287.67				
	66,666,666.67	2018/ 7/13	2018/11 /26				5.95%	1,488,858 .45	673,789.95				
	66,666,666.66	2018/ 7/13	2018/12 /26				5.95%	1,814,885 .84	326,027.40				
	109,700,000.00	2018/ 9/28	2018/10 /12				5.70%	239,837.2 6	531,068.22				
	55,000,000.00	2018/ 9/28	2018/11 /19				5.70%	446,630.1 4	592,643.84				
	19,000,000.00	2018/ 9/28	2018/12 /6				5.70%	204,731.5 1	255,172.60				
	116,300,000.00	2018/ 9/28	2018/12 /24				5.70%	1,580,086 .85	1,888,839.45				

(3)

2.

(1)

(2)

(3)

3.

()

()

1.

2.

3.

(2)

(3)

(4)

(5)

(6)

"

HSE

"

"

"

2018

PSSR

"

"

"

"

"

"

"

"

"

"

"

"

"

"

1

COD

SO₂ NO_x

" +

+ "

" +

+ "+SCR+SNCR"

SO₂ NO_x

					0.31	1				
3				COD	151.3	500	151.32			
					2					
					8.42	45				
					0.751	8				

3

				(ng/m ³)	mg/m ³	mg/L				
1			+	11.19	30	11.19				
			SO ₂		80.57	400	80.57			
			NOx	SCR+SNCR	277.41	400	277.41			
2			+	11.16	30	11.16				
			SO ₂		65.9	400	65.9			
			NOx	SCR+SNCR	287.9	400	287.9			
3			+	0.24	5					
			+	2.22	30					
			+	9.67	30					
			+	3.02	80					
			+	6.38	80					

4

			/	/			/	/
1		HWO4	481.304	128.43			594.21	15.528
2		HW11	972.75	13.682			964.124	22.308
3		HW11	157.565	14.17			142.73	29.005
4		HW34	1600.72	19.32			1612.78	7.26

5		HW36	12.7	0.81			11.38	2.13
6		HWO4	411.608	5.25			408.67	8.188
7		HW11	2323.75	469.24			2782.84	10.15
8		HW49	17.18	0			17.18	0
9		HW49	4318	0			4302	16
10		HW49	0.75	0			0	0.75
11		HW49	150	0			0	150
12		HW49	0.758	0			0	0.758
13		HWO8	0.6	0			0	0.6
14		HWO8	0.2	0			0	0.2

2

COD

SO2

NOx

" + + + + "

SO₂ NOx

RTO

" +SNCR"

1

2#

--	--	--	--

2

					mg /L	mg /L					
							mg/L				
1				COD	185.3	500	185.3				
					14.42	45	14.42				

3

					mg/ m³	mg/ m³					
							mg/L				
					6.7	30	6.7				
		SO ₂			23.76	200	23.76				
		NO _x	SNCR		69.44	200	69.44				
				+	4.12	30					
					0.5	5					

+

	RTO		RTO	11.02	120			
--	-----	--	-----	-------	-----	--	--	--

4

1	HW11	16.34	156.19	165.64	0	0	6.89	/
2	HW11	21.94	163.63	0	159.72	0	25.85	
3	HW11	0	55.12	42.42	0	0	12.7	
4	HW11	29.182	103.5	0	121.28	0	11.402	/
5	HWO4	22.12	274.9	0	261.2	0	35.82	/
6	HW11	17.35	326.28	320.86	0	0	22.77	
7	HW34	0	3989.98	3989.98	0	0	0	
8	HW36	7.1	16.16	0	0	16.04	7.22	
9	HWO4	5.69	834.54	0	0	824.76	15.47	
10	HWO6	0	9.88	0	9.88	0	0	
11	HW13	0	24.5	0	20.14	0	4.36	
12	HW13	0	0	0	0	0	0	
13	HWO8	4.27	20.1	21.4	0	0	2.97	
14	W11	48.09	133.82	0	116	0	65.91	

3

COD

+ + +

90%

1

17

9121010611796
35051

	HWO4	26.968	24.64			51.608	0
1	HWO4	306.47	120.08			361.68	64.87
2	HWO4	3.12	6.42			9.54	0
	HW49	3.825	0			3.825	0
	HW49	159.367	4.46			163.827	0

4 SO₂ NO_x

" + + + - + +SNCR +

" SO₂ NO_x

UV 80%

1

					1			91371700672207 776D
					159646 34466		0530- 3518666 -88201	115° 33 30
			2010 .10			t/a	78075	34° 57 17
t/a	144 516	t/a	0					2018 2

2

					mg/m ³	mg/ m ³		

						mg/ L			
	1		+	4.52	10	4.52			
			+	13.2	50	13.2			
			SNCR +	34.2	100	34.2			
	1		+ +UV	0.0025	120				
	2		+ +UV	0.001	16				
	3		+ +UV	0.05	20				
	4		+ +UV	0.35	50				
	5		+ +UV	2	50				

--	--	--	--

2

			/	/		/	/

			2006			5600			35° 89 18
t/a	4269 3	t/a	2737 5					370921201611	

2

				mg/L	mg/L	mg/L			
1			COD	16.75	60	/			
				0.38	10	/			

7

PH

COD

Fenton

+

1

1

2

3

4

()

	2016 6 6	3.61%	2,500,000,000	2016 6 6	2,500,000,000	2021 6 6

16 2016 6 6 5 25 2016 3.61%

()

()

()	66,078
()	65,190
	0
	0

:

			(%)			
	0	1,152,988,931	55.35	0		
	0	50,611,100	2.43	0		
	14,989,901	42,998,327	2.06	0		
	213,410	36,615,732	1.76	0		

	0	23,394,600	1.12	0			
	20,737,531	20,737,531	1	0			
	17,063,138	20,171,842	0.97	0			
500	6,639,445	11,056,114	0.53	0			
	5,727,696	10,737,573	0.52	0			
	0	7,829,010	0.38	0			
		1,152,988,931					1,152,988,931
		50,611,100					50,611,100
		42,998,327					42,998,327
		36,615,732					36,615,732
		23,394,600					23,394,600
		20,737,531					20,737,531
		20,171,842					20,171,842
500		11,056,114					11,056,114
		10,737,573					10,737,573
		7,829,010					7,829,010
		10					

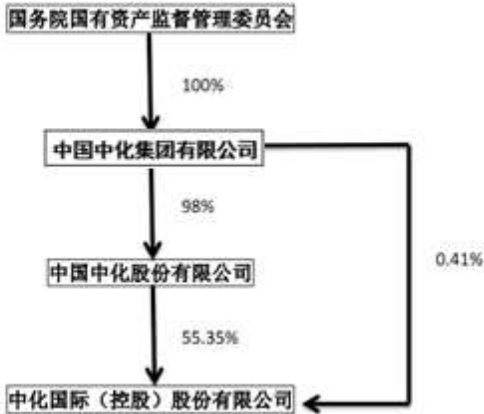
	" " SI NOCHEM
	2018
	00297 52.65%
	00817 49.75%
	06139 66.77%

2

3

4

5



6

	()										
			54	2010 6 21	2019 12 22						
			52	2016 12 23	2019 12 22	25,800	25,800			255.3	
			58	2012 5 29	2019 12 22	40,700	40,700			231.6	
			57	2017 5 26	2019 12 22					18.0	
			51	2017 5 26	2019 12 22					18.0	
			53	2014 5 9	2019 12 22					18.0	
			52	2016 12 23	2019 12 22						
			43	2016 12 23	2019 12 22						
			54	2012 5 29	2019 12 22	44,000	44,000			146.9	
			48	2014 9 25	2019 12 22	17,500	17,500			151.4	
			56	2016 12 30	2019 12 22					210.8	
			46	2017 8 29	2019 12 22					135.5	
			41	2016 5 19	2019 12 22					118.9	
			44	2018 12 18	2019 12 22					9.3	
			50	2018 12 18	2019 12 22					15.4	
			50	2018 6 22	2019 1 10						

			55	2016 12 23	2018 6 9						
	/	/	/	/	/	128,000	128,000		/	1,329.1	/

	1964					1990	1993				
					1994						
	1966					EMBA					
			2000								
	1960					EMBA					
			1961			1990		(Degussa)			
		2006	10					Evonik			
					2013	12		2011	4		
	1967	,			1989	1996				1996	1999 ,
			1999								
	1965										
	1966				1988						
	1975						1997				
							/				

	1964	EMBA	
	1970 2001	EMBA	
	1962 TDA		
	1972	204	
	1977	MBA	2001
	1974		
	1968	EMBA	
	1968	EMBA	1995 5

R

			2010 8	
--	--	--	--------	--

			2014 8	
			2016 11	
			2017 8	
			2015 1	2019 1
			2016 9	2019 1
			2016 12	2019 1
			2016 2	2019 1
			2016 2	2019 1
			2018 6	2019 1
			2018 7	2019 1
			2015 1	2018 6

	17 2018
	1,329.1

--	--	--	--

4

5

6 2010

7

2017	2018 5 21	www.sse.com.cn	2018 5 22
2018	2018 6 22	www.sse.com.cn	2018 6 23
2018	2018 9 26	www.sse.com.cn	2018 9 27
2018	2018 10 31	www.sse.com.cn	2018 11 1

		9	9	8	0	0		0
		15	14	13	1	0		0
		15	15	13	0	0		2
		15	15	13	0	0		1
		15	15	13	0	0		2
		15	15	13	0	0		0
		15	15	13	0	0		2
		6	6	5	0	0		1

	15
	2
	13
	0



2016 " 16 " 25 15
 10 31050161369900000216 2018 12 31

AAA " 16 AAA 2016 5 31 2018 5 28 16
 AAA
 2019 5
<http://www.sse.com.cn>

" 16

<http://www.sse.com.cn>

2018 16

	2018	2017	%	
	532,936.38	400,770.77	32.98	
	1.74	1.47	18.37	


	%	52.31%	62.26%	9.95	
EBITDA		0.36	0.23	56.52	
		5.26	3.83	37.34	
		4.41	2.72	62.13	
EBITDA		7.31	5.82	25.60	
	%	1	1		
	%	1	1		

450 2018

565

115

2018



() (19) P02750

()

12 31 () (" ") 2018
2018

2018 12 31 2018

"

"

()

()22 2018 12 31
5,271,211,887.49 700,021,984.26
4,571,189,903.23 ()22



()

()52

() 6(2)

59, 956, 573, 411. 59

() 28

()

(1)

(2)

(3)

(4)

(5)

()

(6)

()

()

()

2018 12 31

:

: :

	1	8,724,227,840.77	9,438,171,904.51

		50,329,096,406.86	55,760,657,557.88
	26	5,047,419,590.38	4,527,833,428.20
	28	60,861,182.25	22,764,496.48
	29	6,595,143,664.88	7,898,614,428.71
	30	825,705,518.90	4,454,804,525.53
	31	413,476,083.57	342,532,808.19
	32	951,076,544.23	458,527,645.13
	33	1,706,809,599.08	1,080,527,939.09
		162,775,197.40	141,589,212.38
		4,708,712.49	3,678,275.85
	34		5,082,189,802.03
	35	1,392,209,668.80	794,321,917.58
	36		2,445,888.93
		16,992,701,852.09	24,664,562,879.87
	37	3,730,945,086.31	3,467,064,437.77
	38	4,540,586,461.01	5,630,460,052.85
	39	30,470,361.28	65,322,682.09
	40	130,562,798.97	138,143,292.43
	41		1,225,461.25
	42	77,909,044.26	53,938,800.26
	24	704,829,738.79	658,310,372.72
	43	119,741,354.66	38,200,388.87
		9,335,044,845.28	10,052,665,488.24
		26,327,746,697.37	34,717,228,368.11
	44	2,083,012,671.00	2,083,012,671.00
	46	3,324,204,169.24	3,449,681,500.22
	48	-691,405,402.69	-549,348,625.33
	49	77,789,177.55	76,691,071.65

	50	932,869,321.23	671,645,126.44
	51	5,516,420,085.11	5,075,617,357.45
		11,242,890,021.44	10,807,299,101.43
		12,758,459,688.05	10,236,130,088.34
		24,001,349,709.49	21,043,429,189.77
		50,329,096,406.86	55,760,657,557.88

2018 12 31

:

: :

		3,292,995,199.13	3,988,338,946.93
		588,423.73	33,482.08
		837,012.22	189,250.00
	1	1,106,510,122.22	758,105,877.86
		127,590,445.13	155,917,393.52
		978,919,677.09	602,188,484.34
		86,786,424.59	75,981,289.75
	2	502,361,542.15	1,042,006,788.91

		26,947,269.07	189,910,370.44
		8,715,701,718.03	7,524,675,088.64
		19,692,275,052.44	17,365,482,037.05
		3,370,620,478.72	581,809,552.03
		1,824,375.00	10,160,989.88
		658,189,877.99	516,766,865.15
		61,977,021.76	3,521,952,795.47
		8,958,329.81	3,454,549.82

		19,692,275,052.44	17,365,482,037.05
--	--	-------------------	-------------------

2018 1—12

: :

		59,956,573,411.59	62,466,074,604.33
	52	59,956,573,411.59	62,466,074,604.33
		58,761,719,630.77	61,604,738,907.63
	52	52,744,007,050.52	55,425,690,393.31
	53	189,516,370.82	176,580,678.78
	54	1,332,279,056.44	1,398,304,110.18
	55	2,292,570,370.49	2,159,091,934.97
	56	614,419,366.64	499,107,757.63
	57	532,478,149.37	775,425,604.71
		728,730,749.77	678,803,283.89
		93,019,929.83	84,460,214.81
	58	1,056,449,266.49	1,170,538,428.05
	59	134,846,543.73	85,855,507.38
" "	60	1,900,128,248.03	900,902,771.38
		101,295,705.09	242,005,729.86
" "	61	-35,175,970.36	115,740,599.17
" "	62	-9,396,272.18	68,296,551.12
" "			
" "		3,185,256,330.04	2,032,131,125.75
	63	90,074,835.43	341,135,426.70
	64	78,606,558.90	333,642,765.90
" "		3,196,724,606.57	2,039,623,786.55

	65	1,088,448,440.89	672,629,143.71
" "		2,108,276,165.68	1,366,994,642.84
1. "		1,966,830,648.37	1,195,692,659.11
2. "		141,445,517.31	171,301,983.73
1.		1,197,182,176.48	718,947,533.37
2.		911,093,989.20	648,047,109.47
		-165,909,967.04	-104,440,304.19
		-142,056,777.36	-46,659,781.45
		13,372,363.63	-6,417,929.53
1.		12,606,563.98	-5,652,129.88
2.		765,799.65	-765,799.65
		-155,429,140.99	-40,241,851.92
1.		12,392,104.54	15,716,077.49
2.		-111,696,019.60	-6,956,182.83
3.			
4.			
5.		-56,125,225.93	-48,895,652.12
6.			-106,094.46
		-23,853,189.68	-57,780,522.74
		1,942,366,198.64	1,262,554,338.65
		769,037,211.84	601,387,328.02
		1,173,328,986.80	661,167,010.63
(/)		0.44	0.31
(/)		0.44	0.31


		282,091,741.34	309,780,279.43
		8,920,755.02	1,635,109.76
		192,675,100.22	196,370,040.11
		226,628,897.78	203,258,670.89
		31,783,239.86	8,703,973.11
		18,223,854.05	116,326,339.60
		2,883,773.48	409,400.00
" "	5	3,630,860,437.45	552,618,135.06
		75,238,635.22	146,899,883.73
" "		8,884,636.54	26,339,589.06
" "		-74,359.35	1,033,903.87
" "		3,252,862,791.29	82,712,960.78
		14,480,075.86	8,751,424.43
		185,567.19	131,733.01
" "		3,267,157,299.96	91,332,652.20
		654,915,352.08	113,510,260.86
" "		2,612,241,947.88	-22,177,608.66
" "		2,612,241,947.88	-22,177,608.66
" "			
		-14,950,277.84	14,950,277.84
		765,799.65	-765,799.65
1.			
2.		765,799.65	-765,799.65
		-15,716,077.49	15,716,077.49
1.		-15,716,077.49	15,716,077.49
2.			
3.			
4.			
5.			
6.			
		2,597,291,670.04	-7,227,330.82
(/)		1.250	
(/)		1.250	

	66	51,631,450.40	181,620,473.47
		9,170,704,211.55	8,531,005,820.50
		-4,271,640,084.46	3,253,264,692.13
		3,689,838,984.70	1,027,285,942.46
		3,689,838,984.70	1,027,285,942.46
		36,426,987,836.61	32,129,222,558.01
	66	14,964,942.67	
		40,131,791,763.98	33,156,508,500.47
		36,562,258,030.12	34,002,684,347.93
		1,454,782,256.90	1,236,085,512.79
		544,374,802.49	369,088,193.36
	66	1,753,017,876.44	57,492,710.30
		39,770,058,163.46	35,296,262,571.02
		361,733,600.52	-2,139,754,070.55
		-44,166,963.78	-85,753,001.44
		-1,590,139,738.93	1,902,925,507.96
		9,923,412,838.14	8,020,487,330.18
		8,333,273,099.21	9,923,412,838.14



2018 1—12

: :

			
--	--	--	---------------------------------------------------------------------------------------

		10,101,566,624.87	13,646,353,654.02
		30,251,740.85	20,963,587.47
		12,974,470,987.16	11,735,348,474.32
		13,004,722,728.01	11,756,312,061.79
		-2,903,156,103.14	1,890,041,592.23
		14,163,338,767.05	5,190,070,774.33
		14,163,338,767.05	5,190,070,774.33
		11,441,727,594.54	5,327,690,110.98
		425,728,489.67	386,221,063.20
		11,867,456,084.21	5,713,911,174.18
		2,295,882,682.84	-523,840,399.85
		2,804,544.06	-9,021,420.32
		-695,343,747.80	1,007,839,158.17
		3,988,338,946.93	2,980,499,788.76
		3,292,995,199.13	3,988,338,946.93

					-	-46,659,781.45	13,206,167.25			460,575,969.08	1,343,542,806.69	10,081,718.05
					1,760,583,443.52							
						-46,659,781.45				648,047,109.47	661,167,010.63	1,262,554,338.65
											1,007,285,942.46	1,007,285,942.46
1												
2												
3												
4												
											1,007,285,942.46	1,007,285,942.46
											-370,279,489.10	-557,750,629.49
1												
2												
3											-370,279,489.10	-557,750,629.49
4												

1

2018 1—12

: :

	2,083,012,671.00				4,167,638,490.36		14,950,277.84	19,047,084.34	671,645,126.44	648,018,066.77	7,604,311,716.75
	2,083,012,671.00				4,167,638,490.36		14,950,277.84	19,047,084.34	671,645,126.44	648,018,066.77	7,604,311,716.75

										-765,799.65	-765,799.65
	2,083,012,671.00				4,167,638,490.36			19,047,084.34	932,869,321.23	2,789,968,753.11	9,992,536,320.04

:
2018

765,799.65

	2,083,012,671.00				4,559,967,582.75			19,908,903.67	671,645,126.44	857,666,815.82	8,192,201,099.68
	2,083,012,671.00				4,559,967,582.75			19,908,903.67	671,645,126.44	857,666,815.82	8,192,201,099.68
					-392,329,092.39		14,950,277.84	-861,819.33		-209,648,749.05	-587,889,382.93

" "

1											
2											
					-392,329,092.39			-861,819.33			-393,190,911.72
	2,083,012,671.00				4,167,638,490.36		14,950,277.84	19,047,084.34	671,645,126.44	648,018,066.77	7,604,311,716.75

:

1 2017

392,329,092.39

2 2017

861,819.33

1.

() (" ")
(" ")
()

1998 12 14 1999 12 21
()
233 12
2018 12 31 2,083,012,671.00

(" ")

" "

()
()
()

2019 4 19
1(1)

2.

1.

15 — (2014)

2.

2018 12 31 12

1.

31

2018

2018 12

2.

1 1 12 31

3.

12

12

4.

5.

5.1

5.2

6.

6.1

()

()

"

"

"

"

"

"

"

"

7.

8.

9.

9.1

"

"

10.

10.1

()

()

10.2

10.2.1.

(2) (1)
(3)

(1) (2)
(3)

10.2.2

10.2.3

10.2.4

10.3

- (1)
- (2)
- (3)
- (4)
- (5)

-

()

)

(

(

)

-

-

10.4

(2)

(1)

(3)

10.5

10.5.1

(2)

(1)

(3)

(1)

(2)

)

(

12.4

12.5

13.

()

(2) (1)

14.

14.1

14.2

14.3 _____

14.3.1 _____

14.3.2 _____

14. 4.

15.
(1).

16.
(1).

(2).

		10-50	0%-5%	1.90%-10.00%

		(%)	(%)
	30	0	3.33
	25	0	4.00

20.

21.

(1).

[Redacted]

		()

[Redacted]

20-70

(2).

(1)

(2)

(3)

(4)

(5)

22.

		5-50
		5
		3-7
		3-11
		3-5
		3-7

24.
(1).

(3).

(4).

25.

26.

27.

28.

28.1

28.2

24.3

29.

29.1

29.2

30.

30.1



()

()

30.2

()

30.3.

31.
(1).

(2).

()" 16.3

"

32.

32.1

-

-

-

32.2

33.

(1).

		(
)			
6	15	2018	2018		
		2018			

1.

	(6% 10%(2018 5 1 11%) 13% 16%(2018 5 1 17%) 3% 5% 7% 4% 7% 12%; 10% 20% 21%
)	
		1% 5% 7%
		3%
		2%
	30%	10%- 1.2% 12%

	%
	15 25
	16.5
	17
	30.9
	20
	30
	30
	15
	35

2.

[2018]32

1 16% 10% 17% 11% 16% 11% 17% 11% 10% 17% 11% 17%

2018 7 31 2018 7 31

2007 3 16

2016 2018 2016 (GR201621000324)

15%

GR201732002280) 2017 (" ") 2017 (

2019 2017 !

-	160,883,242.65	87,141,892.06
-	71,743.44	2,657,677.71
-	452,055.58	18,673,436.75
-	15,669,924.78	38,843,477.27
-	1,350,293.62	1,336,178.23
- (1)	191,514,174.31	-
- (2)	21,013,307.18	7,409,222.75
	390,954,741.56	156,061,884.77

1

144,655,077.08

46,859,097.23

2

18,007,870.93

2

4

(1).

	2,621,414,388.12	2,668,005,994.60
	4,289,803,017.54	5,071,010,102.15
	6,911,217,405.66	7,739,016,096.75

(2).

	2,621,414,388.12	2,668,005,994.60
	2,621,414,388.12	2,668,005,994.60

(3).

		192,505,023.60
		192,505,023.60

(4).

	1,681,551,825.42	1,072,464,020.16
	1,681,551,825.42	1,072,464,020.16

(5).

(1).

		(%)		(%)		(%)		(%)		
	1,063,722,026.89	23.80	57,128,936.15	5.37	1,006,593,090.74	1,134,258,121.27	21.53	44,633,491.19	3.94	1,089,624,630.08
	371,941,984.89	8.32	44,867,298.03	12.06	327,074,686.86	654,206,163.14	12.42	103,373,725.85	15.80	550,832,437.29
	3,034,414,826.18	67.88	78,279,586.24	2.58	2,956,135,239.94	3,479,950,452.37	66.05	49,397,417.59	1.42	3,430,553,034.78
	4,470,078,837.96	/	180,275,820.42	/	4,289,803,017.54	5,268,414,736.78	/	197,404,634.63	/	5,071,010,102.15

			%	
	443,681,060.32	44,368,106.03	10.00	
	300,275,500.70			
	127,608,301.18	12,760,830.12	10.00	
	105,845,875.46			
	86,311,289.23			
	1,063,722,026.89	57,128,936.15	/	/

			%	
1				
1				
1		352,952,352.91	28,295,082.27	8.02
1		352,952,352.91	28,295,082.27	8.02
1 2		2,037,658.58	395,429.35	19.41
2 3		1,199,194.61	424,007.62	35.36
3				
3 4		892,324.77	892,324.77	100

4	5	6,217,384.05	6,217,384.05	100
5		8,643,069.97	8,643,069.97	100
		371,941,984.89	44,867,298.03	12.06

(2).

65,904,167.06

66,567,938.65

(3).

	4,631,571.09

	957,957.00	
	1,856.77	14,866.80
	1,895,883.54	27,533,104.02

(3).

(4).

(5). 1

(6).

		(%)		(%)		(%)		(%)		
	450,167,299.47	27.90	24,632,575.08	5.47	425,534,724.39	476,889,239.50	34.23	45,138,212.49	9.47	431,751,027.01
	307,053,933.56	19.03	246,550,969.00	80.30	60,502,964.56	472,389,325.53	33.91	281,675,804.68	59.63	190,713,520.85
	856,339,519.26	53.07	52,926,945.93	6.18	803,412,573.33	443,826,213.52	31.86	15,895,395.93	3.58	427,930,817.59
	1,613,560,752.29	/	324,110,490.01	/	1,289,450,262.28	1,393,104,778.55	/	342,709,413.10	/	1,050,395,365.45

			%	
	347,438,690.67			
	33,762,546.95			

	450,167,299.47	24,632,575.08	/	/
--	----------------	---------------	---	---

			%
1			
1			
1	28,985,213.72	854,218.41	2.95
1	28,985,213.72	854,218.41	2.95
1 2	20,601,707.70	3,125,573.11	15.17
2 3	24,073,637.52	9,740,358.13	40.46
3			
3 4	9,923,687.15	9,361,131.88	94.33
4 5	70,201,777.61	70,201,777.61	100.00
5	153,267,909.86	153,267,909.86	100.00
	307,053,933.56	246,550,969.00	80.30

(7).

	347,438,690.67	327,696,600.00
	179,306,811.22	106,819,371.02
	17,919,956.25	92,820,390.98
	349,650,348.12	69,405,138.45
	6,837,247.06	2,289,505.84
	388,297,208.96	451,364,359.16
	1,289,450,262.28	1,050,395,365.45

(8).

23,687,086.61

37,374,835.68

(9).

	5,531,455.37

3

(10).

				(%)	
		347,438,690.67	1 2	21.53	
		33,762,546.95	1	2.09	
		24,632,575.08	5	1.53	24,632,575.08
		23,373,659.36	1	1.45	
		20,959,827.41	1	1.30	
	/	450,167,299.47	/	27.90	24,632,575.08

(11).

(12).

(13).

7

(1).

	816,642,125.45	3,990,589.89	812,651,535.56	1,125,827,076.37	4,446,025.72	1,121,381,050.65
	412,574,557.84	13,305,146.39	399,269,411.45	375,585,024.01	8,403,331.57	367,181,692.44
	4,667,510,087.72	133,225,212.40	4,534,284,875.32	4,845,374,493.29	187,012,888.61	4,658,361,604.68

21,276,179.29 1,327,896.60

9

10

	2, 253, 357, 719. 51	1, 106, 156, 434. 87
	68, 763, 030. 30	26, 074, 493. 26
	451, 612, 938. 11	358, 693, 103. 19
	2, 076, 387. 81	1, 811, 103. 70
	2, 808, 236, 324. 70	10, 000, 000. 00
	1, 270, 311. 77	11, 130. 49
	5, 585, 316, 712. 20	1, 502, 746, 265. 51

2, 676, 866, 324. 70

131, 370, 000. 00

11

(1).

				554, 000, 000. 00		554, 000, 000. 00
	305, 533, 699. 16	24, 403, 339. 10	281, 130, 360. 06	317, 097, 991. 52	23, 420, 930. 83	293, 677, 060. 69
	278, 525, 274. 34	20, 493, 812. 79	258, 031, 461. 55	290, 068, 159. 49	19, 511, 404. 52	270, 556, 754. 97
	27, 008, 424. 82	3, 909, 526. 31	23, 098, 898. 51	27, 029, 832. 03	3, 909, 526. 31	23, 120, 305. 72
	305, 533, 699. 16	24, 403, 339. 10	281, 130, 360. 06	871, 097, 991. 52	23, 420, 930. 83	847, 677, 060. 69

(2).

/	297, 485, 655. 46			297, 485, 655. 46
	258, 031, 461. 55			258, 031, 461. 55
	-18, 960, 381. 12			-18, 960, 381. 12

	-20,493,812.79			-20,493,812.79
--	----------------	--	--	----------------

(3).

								(%)	
	7,384,865.37			7,384,865.37				0.00	
	5,000,000.00			5,000,000.00				6.25	
	3,033,073.30			3,033,073.30				9.18	1,516,500.00
	2,540,000.00			2,540,000.00				0.15	
	2,400,000.00			2,400,000.00	2,400,000.00		2,400,000.00	3.57	
	1,928,640.00			1,928,640.00				0.48	172,524.00
	4,743,253.36	26,250.00	47,657.21	4,721,846.15	1,509,526.31		1,509,526.31		
	27,029,832.03	26,250.00	47,657.21	27,008,424.82	3,909,526.31		3,909,526.31	/	1,689,024.00

(4).

	23,420,930.83			23,420,930.83
	/			
	982,408.27			982,408.27
	24,403,339.10			24,403,339.10

(5).

-
- 12
 - (1).
 - (2).
 - (3).

- 13
- (1).

	23,960,062.54	23,960,062.54	23,806,576.56	23,806,576.56		
	450,000.00	450,000.00	600,000.00	600,000.00		
	24,410,062.54	24,410,062.54	24,406,576.56	24,406,576.56	/	

- (2).
- (3).



15

(1).

1.	401,086,072.37			401,086,072.37
2.	87,322,392.23			87,322,392.23
1	2,474,601.14			2,474,601.14
2 \ \	60,160,167.09			60,160,167.09
3	24,687,624.00			24,687,624.00
3.	7,821,855.15			7,821,855.15
1				
2				
3	7,821,855.15			7,821,855.15
4.	480,586,609.45			480,586,609.45
1.	92,117,843.95			92,117,843.95
2.	41,470,930.97			41,470,930.97
1	9,718,154.38			9,718,154.38
2 \	31,752,776.59			31,752,776.59
\				

16

(1).

	7,725,742,382.22	6,608,413,850.04
	7,725,742,382.22	6,608,413,850.04

2	27,436,413.07				27,436,413.07
3	886,910.57	222,279.27			1,109,189.84
4			1,025,480.81		1,025,480.81
4.	922,856,744.59	1,582,589,745.56	234,063,152.46	626,929,861.71	3,366,439,504.32
1.	17,996,526.67	44,666,053.15	11,096.16	790,117.25	63,463,793.23
2.	6,701,127.59	43,864,243.33		1,350.86	50,566,721.78
1	6,417,744.25	43,864,243.33		1,350.86	50,283,338.44
2	283,383.34				283,383.34
3.	6,038,946.35	694,417.11		13,923.42	6,747,286.88
1	6,038,946.35	694,417.11		13,923.42	6,747,286.88
4.	18,658,707.91	87,835,879.37	11,096.16	777,544.69	107,283,228.13
1.	3,350,858,401.23	3,796,623,784.10	143,978,580.06	434,281,616.83	7,725,742,382.22
2.	3,047,850,179.88	2,908,852,555.53	136,219,341.68	515,491,772.95	6,608,413,850.04

(3).

	47,446,462.72	36,841,712.69	7,199,919.52	3,404,830.51	
	126,897,210.51	90,040,333.04	32,642,667.47	4,214,210.00	
	72,605.08	59,261.25	11,096.16	2,247.67	
	6,165,486.49	4,857,342.62	776,193.83	531,950.04	

(4).

		1,491,599.77	1,345,438.10	146,161.68
		34,350.21		34,350.21

(5).

(6).

		635,506,836.89	

381,381,529.58

17

(1).

	1,126,179,614.84	886,371,959.91
	46,503,717.45	35,743,494.35
	1,172,683,332.29	922,115,454.26

(2).

	317,094,185.20		317,094,185.20	51,070,000.00	51,070,000.00
	137,855,145.28		137,855,145.28		
	81,948,359.40		81,948,359.40		
	65,622,419.29		65,622,419.29	55,856,683.37	55,856,683.37
	58,823,990.41		58,823,990.41	2,014,611.10	2,014,611.10
	51,194,999.64		51,194,999.64	788,754.85	788,754.85
	39,252,697.99		39,252,697.99	59,916,233.47	59,916,233.47

98,865,237.20 15,403,082.00 31,018,629.51

	46,503,717.45		46,503,717.45	35,743,494.35	35,743,494.35
	46,503,717.45		46,503,717.45	35,743,494.35	35,743,494.35

18
(1).

1.				1,472,297,791.93	27,471,919.90		1,499,769,711.83
2.				363,071,361.55	418,751.10		363,490,112.65
(1)				338,317,386.56			338,317,386.56
(2)							
3				24,753,974.99	418,751.10		25,184.85 5148

4.					1,972,815.12				1,972,815.12
1.					1,528,382,460.32				1,528,382,460.32
2.					1,192,274,704.22				1,192,274,704.22

(2).

1,272,575,276.73 (122,964 1,016,179,181.40)

3.33%

19

20

(1).

1.	2,755,140,317.71	1,201,286,247.92	75,143,300.00	188,752,465.02	23,241,160.00	131,402,432.31	4,374,965,922.96

	1,382,265.00							1,382,265.00
	1,382,265.00							1,382,265.00

22
(1).

(1)	2,351,719,977.16	624,674,657.27	162,975,808.67			3,139,370,443.10
2)	(1,325,622,199.22	163,696,462.81				1,489,318,662.03
(3)	624,477,727.67					624,477,727.67
(4)		18,045,054.69				18,045,054.69
	4,301,819,904.05	806,416,174.77	162,975,808.67			5,271,211,887.49

1 Halcyon Agri Corporation
 Limited Kelian Terminals B.V. ("RCMA Terminals B.V.)/Centrotrade
 Hatyai Co., Ltd. ("RCMA(Hatyai)Limited") PT Pulau Bintan Djaya PT Sumber Alam/PT
 Sumber Djantin

624,674,657.27
 Halcyon Agri Corporation Limited Corrie Maccolli Pte. Ltd. Teck Bee Hang Co., Ltd.
 ITCA Euroma Rubber Industries Sendirian Berhad ()

2
 (" ")
 163,696,462.81

3

4

(" ")
 18,045,054.69 ()

(2).

	47,624,089.28	650,000,000.00	2,397,894.98		700,021,984.26

	47,624,089.28	650,000,000.00	2,397,894.98			700,021,984.26
--	---------------	----------------	--------------	--	--	----------------

(3).

2018 12 31

	3,139,370,443.10	700,021,984.26	2,439,348,458.84
	1,489,318,662.03	-	1,489,318,662.03
	624,477,727.67	-	624,477,727.67
	18,045,054.69	-	18,045,054.69
	5,271,211,887.49	700,021,984.26	4,571,189,903.23

(4).

(

2019 2023

(2019 2023 8% 15% 2023 0)

(5).

650 000

(2).

	93,760,361.87	18,078,986.94	102,192,373.53	18,759,116.69
	1,441,815,812.37	144,936,277.90	1,445,226,731.81	148,492,436.93
	2,264,523,270.22	490,986,866.41	2,158,248,988.20	474,006,047.04
	16,714,959.85	2,841,543.17	17,235,893.18	2,930,101.84
	209,594,626.10	33,189,256.63	1,840,932.27	446,213.62
	207,670,495.70	32,839,367.64	202,287.20	50,571.80

		19,486,153.73	
	24,825,203.31	29,299,375.66	
	51,991,730.41	44,603,912.97	
	66,980,978.65	19,539,707.98	
	62,433,468.56		
	42,945,261.76		
	380,537,295.60	96,665,346.10	
	629,713,938.29	209,594,496.44	/

	52,102,916.52	11,492,432.14
	60,861,182.25	22,764,496.48

:

29

(1).

	2,342,938,002.00	2,005,189,927.59
	4,252,205,662.88	5,893,424,501.12
	6,595,143,664.88	7,898,614,428.71

(2).

	2,342,938,002.00	2,005,189,927.59
	2,342,938,002.00	

30

(1).

	1,925,115.08	51,405,361.61	51,185,031.62	2,145,445.07
	318,278,995.47	2,569,096,753.27	2,500,662,842.88	386,712,905.86

(3).

1	3,061,961.78	152,879,773.14	152,229,897.09	3,711,837.83
2		4,284,325.97	4,273,602.90	10,723.07
3	20,332,281.17	55,115,280.32	52,901,494.68	22,546,066.81
	23,394,242.95	212,279,379.43	209,404,994.67	26,268,627.71

32

	167,954,780.65	55,939,037.94
	659,200,003.03	315,745,263.65
	58,516,158.68	13,878,071.99
	9,043,308.49	2,050,059.72
	5,454,788.11	1,577,037.06
	50,907,505.27	69,338,174.77
	951,076,544.23	458,527,645.13

33

(1).

	162,775,197.40	141,589,212.38
	4,708,712.49	3,678,275.85
	1,539,325,689.19	935,260,450.86
	1,706,809,599.08	1,080,527,939.09

(2).

	16,375,655.97	14,562,494.06
	131,217,053.11	122,195,671.94
	15,182,488.32	4,831,046.38
\		
	162,775,197.40	141,589,212.38

(3).

	4,708,712.49	3,678,275.85
\		
\ -XXX		
\ -XXX		
-XXX		
-XXX		
	4,708,712.49	3,678,275.85

(1).

	157,163,254.10	169,621,779.35
	60,202,189.14	46,089,481.92
	399,036,822.06	414,327,700.07
	239,173,449.18	
	32,278,436.16	30,731,110.50
	109,765,098.06	
	243,876,239.18	
	297,830,201.31	274,490,379.02
	1,539,325,689.19	935,260,450.86

(2).

34

		5,082,189,802.03
		5,082,189,802.03

35 1

1	197,858,283.90	794,321,917.58
1	1,194,351,384.90	
1		
	1,392,209,668.80	794,321,917.58

36

37
(1).

	312,301,719.70	330,817,890.68
	3,418,643,366.61	3,136,246,547.09
	3,730,945,086.31	3,467,064,437.77

	484,779,566.70
302,865,091.55	4.275%
	71,980,737.75
28,309,885.13	COF 2.25%
	1.35% 7.15%

38

(1).

11 02		1,192,967,567.88
16 01	2,496,980,743.90	2,495,559,377.69
Senior Unsecured Notes	2,043,605,717.11	1,941,933,107.28
	4,540,586,461.01	5,630,460,052.85

(2).

	3,583,173.96	2,336,021.71
	26,887,187.32	62,986,660.38
	30,470,361.28	65,322,682.09

(2).

	2,336,021.71	3,583,173.96

(3).

	59,449,171.18		33,394,555.29	26,054,615.89	
	3,537,489.20		2,704,917.77	832,571.43	
	62,986,660.38		36,099,473.06	26,887,187.32	/

40

(1).

-	130,562,798.97	138,143,292.43
	130,562,798.97	138,143,292.43

(2).

	138,143,292.43	83,532,364.15
	31,111,334.55	23,738,786.94
1.	13,261,025.90	13,716,097.41
2.	4,402,149.88	-35,520.41
3.	" "	2,702,187.94
4	8,215,536.74	7,356,022.00

	53,938,800.26	37,342,977.38	13,372,733.38	77,909,044.26	
	53,938,800.26	37,342,977.38	13,372,733.38	77,909,044.26	/

							/
	7,000,000.00			3,471,428.60	542,857.14	2,985,714.26	
	6,942,212.50			636,691.56	-45,745.78	6,259,775.16	
	6,032,480.00			377,030.00		5,655,450.00	
	5,444,600.00			340,287.50		5,104,312.50	
	5,098,220.62			179,136.12	-6,194.61	4,912,889.89	
	2,714,285.69			571,428.60		2,142,857.09	
	1,714,285.64			428,571.48		1,285,714.16	
	1,480,000.00			1,270,000.00		210,000.00	
173	1400	1,038,000.00		173,000.00		865,000.00	
100		1,000,000.00		200,000.00		800,000.00	
		34,690,000.00				34,690,000.00	
	15,474,715.81	2,704,917.77		2,578,402.43	2,603,899.95	12,997,331.2	
	53,938,800.26	37,394,917.77		10,225,976.29	3,094,816.7	77,909,044.26	

()	82,004,285.00	
	18,855,799.04	18,855,799.04
	8,009,266.38	8,281,700.98
	6,968,000.00	6,968,000.00
	3,904,004.24	4,094,888.85
	119,741,354.66	38,200,388.87

Sinochem Plastics (Spain), S.L. Seth Holdings
 Corporation Limited 10,450,000 (82,004,285.00)

44

		+					
	2,083,012,671.00						2,083,012,671.00

45

(1).

(2).

:

46

	3,315,167,474.17	486,573,176.39	612,050,507.37	3,189,690,143.19
	134,514,026.05			134,514,026.05
	3,449,681,500.22	486,573,176.39	612,050,507.37	3,324,204,169.24

1

486,573,176.39

2

2018

151,209.51

611,899,297.86

47

	-9,181,599.04	28,386,514.88		4,695,521.59	13,372,363.63	10,318,629.66	4,190,764.59
	-8,415,799.39	27,620,715.23		4,695,521.59	12,606,563.98	10,318,629.66	4,190,764.59
	-765,799.65	765,799.65			765,799.65		
	-540,167,026.29	-177,236,703.18	13,044,386.90	-680,129.75	-155,429,140.99	-34,171,819.34	-695,596,167.28
	-12,392,104.54	25,436,491.44	13,044,386.90		12,392,104.54		
	73,860,256.36	-119,614,679.94		-680,129.75	-111,696,019.60	-7,238,530.59	-37,835,763.24
	-601,635,178.11	-83,058,514.68			-56,125,225.93	-26,933,288.75	-657,760,404.04
	-549,348,625.33	-148,850,188.30	13,044,386.90	4,015,391.84	-142,056,777.36	-23,853,189.68	-691,405,402.69

49

	76,691,071.65	54,598,792.85	53,500,686.95	77,789,177.55
	76,691,071.65	54,598,792.85	53,500,686.95	77,789,177.55

50

	671,645,126.44	261,224,194.79		932,869,321.23
	671,645,126.44	261,224,194.79		932,869,321.23

50%

10%

51

		5,075,617,357.45	4,385,263,976.76
	+		229,777,411.61
		5,075,617,357.45	4,615,041,388.37
		911,093,989.20	648,047,109.47
		261,224,194.79	
		208,301,267.10	187,471,140.39
		765,799.65	
		5,516,420,085.11	5,075,617,357.45

52

(1).

	59,610,122,772.85	52,504,929,449.33	61,832,339,946.08	54,846,800,165.50
	346,450,638.74	239,077,601.19	633,734,658.25	578,890,227.81
	59,956,573,411.59	52,744,007,050.52	62,466,074,604.33	55,425,690,393.31

53

	30,108,357.87	27,854,108.51
	22,077,741.15	21,214,740.71
	26,335,236.06	25,307,760.68
	19,276,353.70	20,572,868.77
	189,187.26	309,563.52
	21,153,102.10	23,968,642.20
	50,360,944.77	52,523,079.17
	20,015,447.91	4,829,915.22
	189,516,370.82	176,580,678.78

54

	543,615,872.36	603,754,815.67
	394,993,426.43	364,793,019.43
	84,633,673.07	125,225,814.59
	108,661,210.12	42,330,639.11
	78,824,343.71	121,835,202.87
	33,445,372.97	34,100,551.12
	32,111,143.41	32,446,371.81
	18,619,680.74	29,186,865.16
	6,247,869.67	6,562,633.98
	2,513,152.15	1,608,027.50
	204,430.51	347,143.64
	28,408,881.30	36,113,025.30
	1,332,279,056.44	1,398,304,110.18

55

	1,251,597,021.46	1,085,859,137.28
	150,652,429.66	136,592,010.71
	116,307,522.72	118,646,160.86
	76,261,781.16	91,408,562.23
	90,429,492.98	81,390,438.10
	51,486,650.07	81,185,750.26
	90,506,332.61	73,795,404.82
	53,903,720.51	56,146,799.17
	50,197,182.91	37,935,322.77

	48,855,886.49	31,415,301.21
	27,585,354.94	28,673,941.32
	17,061,224.12	18,824,781.91
	11,238,269.73	10,634,527.31
	6,514,934.67	4,291,639.70
	249,972,566.46	302,292,157.32
	2,292,570,370.49	2,159,091,934.97

56

	316,106,234.09	248,863,250.93
	175,457,967.75	153,416,556.35
	42,759,129.26	35,427,758.13
	17,319,168.44	13,227,549.46
	9,693,278.08	12,767,596.30
	8,538,341.45	8,817,457.74
	10,762,518.34	5,702,949.07
	33,782,729.23	20,884,639.65
	614,419,366.64	499,107,757.63

57

	728,730,749.77	678,803,283.89
	-93,019,929.83	-84,460,214.81
	-145,973,879.46	128,677,496.23
	42,741,208.89	52,405,039.40
	532,478,149.37	775,425,604.71

58

	-15,143,612.24	161,411,529.34
	346,277,043.74	896,475,566.96
	50,283,338.44	63,563,990.34
	25,032,496.55	
		1,463,252.13

62

	-9,396,272.18	1,698,206.69
		67,338,149.57
		-739,805.14
	-9,396,272.18	68,296,551.12

63

	140,465.83		140,465.83
	140,465.83		140,465.83
	33,394,555.29	324,761,443.64	33,394,555.29
	36,392,008.86	6,174,430.62	36,392,008.86
	20,147,805.45	10,199,552.44	20,147,805.45
	90,074,835.43	341,135,426.70	90,074,835.43

			/
		60,000,000.00	
	33,394,555.29	264,761,443.64	
	33,394,555.29	324,761,443.64	

64

	1,987,177.60	954,850.00	1,987,177.60
	2,055,272.75	9,492,882.68	2,055,272.75
	2,272,868.06	653,992.55	2,272,868.06
	33,394,555.29	264,761,443.64	33,394,555.29
	30,344,959.49	52,437,009.80	30,344,959.49
	8,551,725.71	5,342,587.23	8,551,725.71
	78,606,558.90	333,642,765.90	78,606,558.90

65

(1).

	909,115,032.02	753,570,279.73
	179,333,408.87	-80,941,136.02
	1,088,448,440.89	672,629,143.71

(2).

	3,196,724,606.57
/	799,181,151.64
	-146,855,429.91
	-7,766,196.23
	-105,666,308.09
	491,201,897.74
	-30,608,300.84
	88,961,626.58
	1,088,448,440.89

66

(1).

	93,019,929.83	84,460,214.81
	2,055,272.75	6,174,416.73
	159,310,567.44	91,652,037.31
	53,742,643.55	107,803,717.17
	308,128,413.57	290,090,386.02

(2).

	2,101,653,609.89	2,775,385,631.04
	42,741,208.89	52,405,039.40
	14,867,044.06	14,169,124.43
	176,317,332.99	41,194,169.41
	74,366,588.59	66,734,554.47
	2,409,945,784.42	2,949,888,518.75

(3).

	162,127,162.93	3,448,316,037.73
		180,400,000.00
		656,669,896.00
		11,272,681.27
	162,127,162.93	4,296,658,615.00

(4).

	18,236,895.04	38,528,199.12
	33,394,555.36	143,092,274.35
	51,631,450.40	181,620,473.47

(5).

	14,964,942.67	
	14,964,942.67	

(6).

		3,507,247.65
	1,753,017,876.44	53,985,462.65
	1,753,017,876.44	57,492,710.30

67
(1).

1		
	2,108,276,165.68	1,366,994,642.84
	1,056,449,266.49	1,170,538,428.05
	1,272,182,310.01	1,180,111,796.50
	187,221,030.16	154,636,994.77
	37,524,995.20	38,992,035.58
" "	9,396,272.18	-49,043,490.96
" "	30,204,493.66	32,932,306.19
" "	35,175,970.36	-115,740,599.17
" "	582,756,870.31	807,480,780.12
" "	-1,900,128,248.03	-900,902,771.38
" "	182,822,371.77	175,555,347.35
" "	42,503,974.23	-121,759,264.21
" "	39,732,901.39	-321,948,013.78
" "	-36,578,834.78	1,299,653,593.77
" "	-1,284,703,935.74	-
	1,098,105.90	39,327,074.03
	2,363,933,708.79	875,167,887.82
2		
3		
	8,333,273,099.21	9,923,412,838.14
	9,923,412,838.14	8,020,487,330.18
	-1,590,139,738.93	1,902,925,507.96

(2).

	937,753,357.42
	223,307,944.99
	201,161,085.35
	92,281,420.28
	420,163,901.61
	839,005.19
	43,953,066.79
	22,564,769.33

	3,428,762.85
	5,605,894.2
	6,005,135.5
	6,348,504.91
	893,800,290.63

:

(3).

	1,222,848.24
	1,222,848.24
	633,094,208.62
	633,094,208.62
	-631,871,360.38

(4).

	8,333,273,099.21	9,923,412,838.14
	30,952,133.32	27,617,916.61
	8,281,608,216.9	

	390,954,741.56	1
	192,505,023.60	2
	301,632,173.06	3
	381,381,529.58	4
	484,779,566.70	5
	15,078,652.61	6
	1,766,331,687.11	/

	103,956,066,522.13	0.00047	48,859,351.27
	1,242,733.28	8.67620	10,782,202.49
	36,749,545,337.98	0.01196	439,524,562.24

	22,523,821.98	6.86320	154,585,494.99
	588,800.05	0.87620	515,906.60
	6,185,865.00	0.06189	382,843.18
	2,255,309.80	7.84730	17,698,092.59
	650,262.72	5.00620	3,255,345.23
	3,235,197.32	4.82500	15,609,827.07
	4,890,376.67	1.64790	8,058,851.71
	5,423.76	4.59540	24,924.35
	56,760,715,851.06	0.00047	26,677,536.45
	149,508,915.77	0.21100	31,546,381.23
	11,838,583.00	0.00613	72,570.51
	55,956.00	0.22340	12,500.57
	72,902,188.24	0.13080	9,535,606.22
	43,306.24	0.18210	7,886.07
	312,150,382.42	0.09799	30,587,615.97
	3,797,730,320.23	0.01196	45,420,854.63
	2,749,920.88	6.86320	18,873,256.98
	751,256,431.44	0.01196	8,985,026.92
	297,816,627.99	6.86320	2,043,975,081.22
	53,840,027,378.08	0.01196	643,926,727.44
	297,762,809.93	6.86320	2,043,605,717.11

(2).

71

72

(1).

	99,381,565.82		99,381,565.82
	10,225,976.29		10,225,976.29
	9,572,592.53		9,572,592.53
	15,666,409.09		15,666,409.09
	33,394,555.29		33,394,555.29

(2).

1

(1).

			%				
	2018 11 9	200,000,000.00	79.49%		2018 11 9		- 5,683,005.01
	2018 8 31	270,167,042.22	100.00%		2018 8 31	152,134,431.58	7,326,067.80
	2018 1 9	201,161,085.35	100.00%		2018 1 9	58,963,844.78	-6,086.80
	2018 2 27	92,281,420.28	80.00%		2018 2 27	165,636,515.59	-805,609.85
	2018 4 23	420,163,901.61	100.00%		2018 4 23	395,924,096.36	2,363,663.60
	2018 2 26	839,005.19	100.00%		2018 2 26		-97,470.56

2018 10 30

1,000,000,000.00

200,000,000.00

(2).

			RCMA	Pul au	Sumber	CMT
--	200,000,000.00	270,167,042.22	201,161,085.35	92,281,420.28	420,163,901.61	839,005.19
--						
--						
--						
--						
--						
--						
--						
	200,000,000.00	270,167,042.22	201,161,085.35	92,281,420.28	420,163,901.61	839,005.19
	181,954,945.31	106,470,579.41	22,792,419.46	6,489,319.20	59,650,011.31	839,005.19
/	18,045,054.69	163,696,462.81	178,368,665.89	85,792,101.08	360,513,890.30	

1 RCMA Terminals B.V. RCMA(Hatyai)Limited

2 PT Pulau Bintan Djaya

3 PT Sumber Al an PT Sumber Djanti n 4

4

(3).

	464,619,389.88	397,907,542.00
	203,428,762.85	203,428,762.85
	136,878,463.96	136,878,463.96
	943,983.21	943,983.21

	22,792,419.46	21,529,401.15

	Pul au	
	75,432,047.60	44,098,445.30
	6,005,135.50	6,005,135.50
	22,725,193.40	22,725,193.40
	2,552,968.60	2,552,968.60
	42,988,188.56	11,654,586.26
	1,160,561.54	1,160,561.54
	67,320,398.60	59,491,714.10
	47,651,221.80	47,651,221.80
	9,796,859.80	9,796,859.80
	7,696,634.40	-132,050.10
	31,440.50	31,440.50
	2,144,242.10	2,144,242.10
	8,111,649.00	-15,393,268.80
	1,622,329.80	-3,078,653.76
	6,489,319.20	-12,314,615.04

	Sumber	
	344,970,547.13	288,838,083.38
	6,348,504.91	6,348,504.91
	9,486,599.18	11,572,311.89
	126,846,929.59	127,597,980.05
	177,992,709.20	119,023,482.28
	23,527,062.46	23,527,062.46
	768,741.79	768,741.79
	285,320,535.82	282,501,638.52
	137,920,396.17	141,505,083.45
	131,472,037.61	131,472,037.92
	6,403,584.58	
	9,524,517.46	9,524,517.15
	59,650,011.31	6,336,444.86
	59,650,011.31	6,336,444.86

	CMT	
	839,005.19	839,005.19

	839,005.19	839,005.19
	839,005.19	839,005.19
	839,005.19	839,005.19

/

(4).

(5).

(6).

2

(1).

(2).

(3).

3



"

"

"

"

1

(1).

				(%)	
				100.00	
				100.00	
				100.00	
()				40.00	
					100.00
					100.00
					100.00
					100.00
					100.00
()					90.00
					100.00
				100.00	
				100.00	
				100.00	
				100.00	
Sinochem International (Overseas) Pte., Ltd				100.00	
				100.00	
()				100.00	
				94.00	
				100.00	

Sinochem International (Overseas) Pte., Ltd



1 2011 12
") 40.53% 40.59% 40.53% 18.88% 18 ("

2014 0.06%
18.88% 2014 1 22 40.53% 0.06% 40.53%

51%

2015

(3).

	10,772,411,421.18	6,110,813,904.71	16,883,225,325.89	4,746,756,286.26	211,274,478.17	4,958,030,764.43	7,177,831,029.48	5,368,596,760.03	12,546,427,789.51	5,290,920,556.41	131,681,561.30	5,422,602,117.71
	2,998,980,598.80	946,951,898.92	3,945,932,497.72	750,853,530.36	15,160,862.10	766,014,392.46	3,331,636,105.58	673,501,417.73	4,005,137,523.31	773,084,228.07	8,416,634.82	781,500,862.89
	5,072,560,029.28	7,531,655,877.03	12,604,215,906.31	4,319,597,425.37	3,019,509,082.17	7,339,106,507.54	4,787,741,726.43	6,089,981,403.16	10,877,723,129.59	2,205,793,991.58	2,926,989,698.05	5,132,783,689.63

	9,197,135,521.71	1,361,138,346.44	1,350,626,538.13	1,463,102,878.99	7,984,926,263.51	786,977,191.14	765,491,420.26	1,645,189,839.05				
	2,939,608,546.67	534,904,576.41	538,069,015.75	466,462,569.58	2,823,138,927.65	452,513,754.79	452,991,165.52	277,028,609.85				
	14,230,885,836.88	-142,564,532.73	-184,713,037.37	-265,534,243.75	14,563,548,774.50	2,927,934.03	-113,925,175.08	-222,749,815.02				

(4).

(5).

F2+X

2

3

" "

R

%

(6).

(7).

(8).

4

5

6

()

1.1
1.1.1.

10%	(347,263,452.03)	(347,263,452.03)
10%	347,263,452.03	347,263,452.03
10%	97,494,630.12	97,494,630.12
10%	(97,494,630.12)	(97,494,630.12)
10%	(42,396,666.46)	(42,396,666.46)
10%	42,396,666.46	42,396,666.46

1.1.2.

(()26 ()37)

4,376,506,320.59

4,599,716,640.00

-
-

		/		/
-	2,493	3,559/2,483	3,307	3,450/3,017
-	10,124	13,659/9,992	11,709	12,101/9,460

) 10%(

2018				
-	103,162,714.79	-	7,737,203.61	7,737,203.61
-	154,868,746.76	-	12,854,105.98	12,854,105.98

1.2. _____

()8

/

()4.3 6

2018 12 31

2018 12 31

1.3. _____

	1	1 5	5		
	5,106,798,078.70	-	-	5,047,419,590.38	5,047,419,590.38
	60,861,182.25	-	-	60,861,182.25	60,861,182.25

1				
2				
3				
1.				
2.				
3.				
1.				
2.				
	261,166,054.89	84,209,286.62		345,375,341.51
	8,758,265.73	52,102,916.52		60,861,182.25
	8,758,265.73	52,102,916.52		60,861,182.25

2

3

	84,209,286.62		
	52,102,916.52		

4

5

6

7

8

9

1

				(%)	(%)
			3,980,000	55.35	55.35

2

1

3

3

4

()	
()	
()	
Si nochem Trading (Si ngapore) Pte Ltd()	
)	
()	
(" ")	
()	
()	
()	

()	
()	
()	
()	
Newport Europe B. V.	
Newport Tank Containers USA LLC	

5

(1).

/

		1, 775, 489, 342. 58	347, 052, 583. 07
		337, 541, 858. 74	456, 843, 021. 53
		156, 378, 068. 91	302, 017, 787. 17
		112, 818, 451. 89	126, 169, 786. 30
		76, 853, 902. 37	147, 895, 665. 00
		65, 987, 022. 40	37, 092, 053. 85
		19, 616, 758. 54	12, 038, 854. 69
		6, 792, 308. 62	
		8, 292, 716. 77	
()		5, 686, 599. 58	7, 543, 398. 39
		5, 517, 241. 40	1, 579, 350. 43
		5, 252, 440. 68	37, 149, 757. 39
		3, 489, 175. 05	4, 778, 965. 81
		3, 397, 363. 70	1, 117, 948. 72
		3, 097, 275. 64	2, 114, 293. 33
		2, 711, 936. 34	
		1, 343, 547. 54	3, 727, 416. 69
		829, 778. 31	
()		376, 052. 41	
		83, 331. 65	

		5,622.44	450.45
		2,256.41	
Sinochem Trading (Singapore) Pte Ltd.			661,358,507.85
			32,007,227.02
			12,052,359.88
			1,183,320.36
			775,897.44
		27,017,820.76	1,769,811.28
		13,497,133.03	
		13,128,786.13	
		12,792,053.92	1,668,489.04
		9,972,697.18	
		9,145,731.57	8,329,536.87
		2,980,574.72	553,582.03
		1,601,941.75	2,856,310.68
		1,042,204.26	906,062.11
()		991,840.12	561,212.93
		693,396.23	
		531,990.99	326,815.48
		471,698.10	
		224,817.37	
		68,301.88	28,301.89
		28,812.77	
		11,320.74	
		10,377.36	
Newport Europe B.V.			41,852,315.00
			31,698.11

/

		493,924,791.94	632,051,895.23
		61,953,071.04	84,862,678.51
		13,345,131.12	
		12,603,268.78	
		11,437,664.57	9,660,495.69
()		4,876,381.62	
		4,845,783.48	11,751,427.15
		4,990,210.06	5,841,635.08
		3,184,010.19	2,232,630.77
		618,620.69	20,095,119.43
		509,090.91	
		439,655.17	
		130,162.17	
()		106,896.56	
		43,100.00	67,657.66
			177,816,567.80
Sinochem Trading (Singapore) Pte Ltd.			155,067,920.61
			53,774,678.80
()			2,789,993.29

			2,577,464.16
			289,334.85
		10,498,426.63	
		8,093,284.43	8,558,988.61
		4,413,934.62	
		2,638,028.11	3,865,829.04
		1,930,707.15	693,396.23
		1,027,230.58	
		627,206.50	
		510,671.65	
		403,948.43	300,041.37
		387,438.05	589,187.72
		305,215.00	278,700.00
		260,104.72	126,215.86
		153,532.13	1,652,161.52
		31,132.08	533,962.26
		4,233.82	42,575.14
			114,396,739.17
			6,535,443.83
			675,289.24
			669,081.11
			273,584.91
			253,667.52
			176,951.12
			125,283.02
			54,640.00

(2). / /
 /
 /
 /
 /

(3).

		19,016,180.12	10,514,434.55
		16,837,866.91	14,572,108.45
		5,519,327.98	403,119.43

		3,571,509.49	3,554,176.26
		2,673,802.99	4,382,921.63
		2,179,562.21	1,991,608.84
()		1,354,444.00	1,332,963.39
		1,130,154.97	
		216,369.25	196,208.47
		192,423.45	
		20,860.00	
			234,720.01

		11,637,622.33	11,580,736.58
		9,907,246.95	9,919,216.37
		4,994,457.07	8,343,226.26
()		2,594,168.84	2,623,861.26
()		1,439,106.17	4,011,972.13
		714,285.71	
		152,380.96	137,142.84
()			1,387,790.71
()			4,000.00

(4).

	50,000,000.00	2017 7 21	2019 7 21	
	50,000,000.00	2017 7 21	2019 7 21	
	200,000,000.00	2017 12 28	2019 7 28	
	1,200,000,000.00	2017 7 1	2019 7 1	
	100,000,000.00	2017 7 1	2019 7 1	
	300,000,000.00	2018 1 4	2019 1 4	
	200,000,000.00	2017 7 1	2019 7 1	

(5).

	1,985,592.05	2018 11 12	2019 3 12	4.36%
	1,803,957.80	2018 11 19	2019 2 17	4.14%
	2,473,222.75	2018 12 3	2019 3 3	4.24%
	1,330,088.16	2018 11 13	2019 3 13	4.36%
	2,282,974.85	2018 12 6	2019 3 6	4.25%
	57,180,000.00	2017 1 23	2020 1 23	1.35%
	300,000,000.00	2017 11 20	2020 11 20	1.35%
	300,000,000.00	2018 10 22	2020 10 22	1.35%

(6).

(7).

	13,291,000.00	8,780,000.00

(8).

(1)	112,692,992.18	162,053,983.82
(2)	40,213,190.31	22,573,717.19
(3)	18,952,192.99	8,537,660.10
(4)	2,551,190,000.00	2,816,600,000.00

1
112,644,779.68 (160,787,916.33)
48,212.50 (1,266,067.49)

2
27,456,685.57 (22,573,717.19)
8,358,718.50 ()
2,833,981.76 () 1,563,804.48
()

3
18,952,192.99 (8,537,660.10)

		355,670.26		20,825,607.33	
		151,512.10		2,000.00	
		34,680.00			
		28,999.27			
		14,638.99			
		3,236.40		3,236.40	
		2,170.92		566,000.00	
		2,170.92			
		2,170.92			
		2,170.92			
		1,217.15		131,650.10	
		600.00		600.00	
				74,900,434.73	
	Si nochem Tradi ng (Si ngapore) Pte Ltd.			778,883.20	
	()			650,964.58	
				3,612.90	

(2).

				1,590,000.00	
		28,541,715.11		64,369,180.45	
		24,530,553.91			
		14,939,459.62		22,089,375.77	
		6,491,704.55		6,491,704.55	
		5,404,899.17		11,536,628.00	
		3,539,076.49		3,539,076.49	
		2,404,800.00		3,957,400.00	
		250,000.00		1,400,000.00	
		130,157.50			
		109,913.79			
		68,855.75			
	Si nochem Tradi ng (Si ngapore) Pte Ltd.			27,231,433.69	
				4,447,641.35	
				2,545,923.86	
				1,883,700.00	
		1,585,964.55			
		517,594.80		590,003.92	
		539,400.00		19,400.00	
		165,000.00			
		44,153.17			
				188,679.24	
	()			43,724.40	
		386,731.75			
		269,089.01			
		197,699.00			
		140,756.35		22,098,096.34	

		105,791.60	585.00
		1,375.00	
		600.00	600.00
			13,324,709.61
	()		700,000.00
			40,414.00
			11,675.71

7

0

...

1	36,061
2	13,049
3	10,390
	22,500
	82,000

2

(1).

(2).

3

	312,451,900.65
	312,451,900.65

S. a. r. l & Partners S. C. A Global Arlington S. L. 100%
S. L. Elix Element Holding S. L.

Elix Holding Management
Global Arlington
2019 1

2019 4 19

312,451,900.65 (10

10

3

2018

1.50 ())

1
(1).

(2).

2

3
(1).

(2).

4

5

	6,177,763,345.97	5,972,868,417.29	204,894,928.68	63,874,057.62	141,020,871.06	126,365,177.79

2017 11 2

100%

2017 12 31

12 31

34.5

2018

6
(1).

(1)
(2)
(3)

;

(4)

(5)

(6)

(7)

(8)

(3).

(4).

32,150,649,841.95

27,805,923,569.64

) (10,525,054,778.30) (

7

8

	10,000,000.00	2018	1 15	2019 1 14
	5,000,000.00	2018	3 17	2019 3 15
	8,000,000.00	2018	3 24	2019 3 23
	4,300,000.00	2018	8 15	2019 8 14
	4,000,000.00	2018	5 3	2019 4 12
	3,000,000.00	2018	5 3	2019 4 24
	6,000,000.00	2018	1 19	2019 1 17

1

(1).

	127,590,445.13	155,917,393.52

	978,919,677.09	602,188,484.34
	1,106,510,122.22	758,105,877.86

(2).

	127,590,445.13	155,917,393.52
	127,590,445.13	155,917,393.52

(3).

(4).

			%	
	14,109,446.12			
	12,028,214.82			
	11,081,516.18			
	5,930,944.00			
	5,313,936.93			
	48,464,058.05		/	/

			%
1			
1			
1			
1 2	69,873.75	6,987.38	10.00
2 3			
3			
3 4			

	170,685.34

(4).

48,464,058.05
4.95%

(5).

(6).

2

(1).

	27,286,323.37	
	387,037,711.80	671,610,000.00
	88,037,506.98	370,396,788.91
	502,361,542.15	1,042,006,788.91

(2).

	24,229,500.00	
	3,056,823.37	
	27,286,323.37	

(3).

(4).

()		
	330,277,285.88	
	56,760,425.92	
		671,610,000.00
	387,037,711.80	671,610,000.00

(5).

1

(1).

		(%)		(%)		(%)		(%)		
	59,576,859.43	51.78	24,632,575.08	41.35	34,944,284.35	324,745,711.44	81.29	26,882,575.08	8.28	297,863,136.36
	2,517,957.76	2.19	2,391,738.73	94.99	126,219.03	2,383,536.39	0.60	2,197,744.39	92.21	185,792.00
	52,967,003.60	46.03			52,967,003.60	72,347,860.55	18.11			72,347,860.55
	115,061,820.79	/	27,024,313.81	/	88,037,506.98	399,477,108.38	/	29,080,319.47	/	370,396,788.91

			%	
	24,632,575.08	24,632,575.08	100.00	
	17,919,956.25			

	7,448,475.90			
	5,439,337.17			
	4,136,515.03			
	59,576,859.43	24,632,575.08	/	/

				%
1				
1				
1				
1 2	140,243.37	14,024.34		10.00
2 3				
3				
3 4	232,240.00	232,240.00		100.00
4 5	27,058.40	27,058.40		100.00
5	2,118,415.99	2,118,415.99		100.00
	2,517,957.76	2,391,738.73		94.99

(2).

		179,726,423.94
	17,919,956.25	117,706,690.98
	22,990,515.32	13,890,515.32
	14,488,666.93	12,843,374.50
	30,704,684.31	27,558,207.15
	1,933,684.17	18,671,577.02
	88,037,506.98	370,396,788.91

(3).

193,994.34

2,250,000.00

(4).

(5).

				(%)	
		24,632,575.08	2-3	21.41	24,632,575.08
		17,919,956.25	1-2	15.57	
		7,448,475.90	1	6.47	
		5,439,337.17	1	4.73	
		4,136,515.03	1	3.60	
	/	59,576,859.43	/	51.78	24,632,575.08

(6).

(7).

(8).

3

	8,605,009,733.72		8,605,009,733.72	6,485,721,980.39	6,485,721,980.39
	4,125,000.00		4,125,000.00	779,651,848.20	779,651,848.20
	8,609,134,733.72		8,609,134,733.72	7,265,373,828.59	7,265,373,828.59

(1).

SINOHEM INTERNATIONAL(OVERSEAS)Pte Ltd	1,347,034,256.65			1,347,034,256.65	
	2,225,546,458.65	1,509,287,753.33		3,734,834,211.98	
	460,591,814.16			460,591,814.16	
	20,000,000.00			20,000,000.00	
	800,000,000.00			800,000,000.00	
	542,614,043.32			542,614,043.32	
	30,000,000.00			30,000,000.00	
	349,092,719.51			349,092,719.51	
	710,842,688.10			710,842,688.10	
		80,000,000.00		80,000,000.00	
		280,000,000.00		280,000,000.00	
		50,000,000.00		50,000,000.00	
		200,000,000.00		200,000,000.00	

4
(1).

	3,437,069,210.90	3,171,634,266.37	6,521,036,153.45	6,226,369,331.54
	18,526,357.94	17,868,970.42	17,743,365.06	9,041,718.01
	3,455,595,568.84	3,189,503,236.79	6,538,779,518.51	6,235,411,049.55

5

	441,032,477.28	34,245,736.66
	75,238,635.22	146,899,883.73
	2,906,786,303.98	289,534,642.81
	-16,048,792.73	-40,319,603.53
		421,987.72
	105,665,869.60	70,274,612.09
	118,185,944.10	51,560,875.58
	3,630,860,437.45	552,618,135.06

6

1

	1,498,276,415.12	
	134,846,543.73	

	211,037,756.56	
	22,143,184.20	
	1,096,632.78	
	41,672,770.19	
	-750,369,061.46	
	-50,518,952.17	
	1,108,185,288.95	

1 ---

1 ---

2

	%		
	8.21	0.44	0.44
	-1.78	-0.09	-0.09

3

4

2019 4 19